

MAINTENANCE GUIDE

HOW TO TAKE CARE OF YOUR OILED TIMBER FLOORS



KUSTOM TIMBER

MAINTENANCE GUIDE - HOW TO KEEP YOUR FLOORS CLEAN

Caring for your new Timber floor

Timber flooring is a stunning feature in any home – they give a sense of warmth and have a timeless appeal which will last generations.

Best of all, they tend to be easy to look after compared to other flooring options. However, if you want your timber floors looking their best, you still need to carry out some regular maintenance.

As the experts in hardwood flooring services, we're here to share our best tips on keeping your floorboards looking like new.

Regular sweeping and vacuuming

The most regular maintenance you need to carry out is a simple sweep or vacuum to get rid of accumulated dust and debris. A lot of people find it easiest to simply run the broom or dust mop over the floorboards most days and get the vacuum out once a week.

Specialist hardwood floor cleaner

On a monthly basis, it's best to get the spray mop out and give the floors a quick going over. If you are using a mop, squeeze your mop out well before starting so you don't use too much water and use a specialist hardwood floor cleaner, as many products will be too harsh.

We have some amazing products in-store and online, feel free to contact your local Kustom Timber store for a recommended list of floor cleaning products.

For your oiled floors, we recommend to use LobaCare Wax Cleaner with the Loba Mop.

Head to shop.kustomtimber.com.au to purchase your LobaCare products.

Clean up spills

Wood and water don't mix and over time, water damage can occur.

To avoid unnecessary damage, clean up spills as soon as they happen so they don't have a chance to get into the wood and cause problems. Make sure any pot plants have a tray so that any excess water does not spill onto your timber floors.

Use rugs to prevent debris

Although hardwood timber is tough, shoes tracking dirt and debris through the house can act a bit like sandpaper. To avoid scratches, use a doormat outside and a rug inside the front door. This will collect dirt from shoes and prevent damage from occurring. Rugs should be put on top of your floors after 6 months of installation.

Felt the furniture

To stop your furniture causing tell-tale damage to your floorboards from even slight movement, take the time to felt the bottoms of the feet. This is particularly important for furniture which moves a lot, such as dining chairs.

This practice also makes it much easier when you want to shift furniture around.

Deep Clean and Nourishment Treatment

This treatment is done yearly by a Kustom Timber flooring professional.

Our unique process will lift dust, dirt and grime caught in the grain of your floors, which will eliminate excess scratches. The nourishment treatment will rejuvenate the natural timber, just like what a good moisturiser does for your skin.


Professional sanding and polishing

Over the course of a few years, no matter how vigilant you are with your maintenance, there may come a time where your floors are really showing wear and tear. Once the time comes, simply call in the experts to do a professional sand and polish for stunning results.



OILED TIMBER FLOORING


Habitat




ALTA



STORM




HERMITAGE




WESTERN
PORT


Como




FRENCH
CHATEAU



NEW YORK
LOFT




MOROCCAN
SUNSET




TUSCAN
VILLA


IMMERSE




BLUESTONE
LANE



NORDIC
BLONDE



HIGHLAND




SEA FOG


PENINSULA




BUSHRANGERS



LONDON
BRIDGE



DIAMOND
BAY



ST.
ANDREWS



PRODUCTS FOR YOUR OILED TIMBER FLOORING

LOBACARE WAX CLEANER 1L

Ideal for maintenance care and cleaning; pH- neutral and therefore well suited for use with sensitive floors. The protective film has a satiny sheen and anti-slip properties.

Recommended for oiled and/or waxed, hardwood and cork floors.

RRP - \$35.00 inc GST



LOBACARE PARKETT SOAP 1L

Waterbased soap for oiled and waxed floorings. Cleans thoroughly and gently forms soap-layer. Removes heavy soiling and wax residue.

Suitable for the gentle, nourishing and therefore caring Maintenance and cleaning of oiled and waxed floors. This product is recommended for the professional cleaners.

RRP - \$41.56 inc GST



LOBA SPRAY MOP WITH REFILL CLEANER

Designed for wood and cork floors, but also works well on laminate, vinyl, rubber, tile and stone floors.

Designed to easily clean dirt and spills. Consists of 1 x 250ml refill {concentrate}, 1x Mop cover and easy to use mop and handle.

RRP - \$97.90 inc GST



visit shop.kustomtimber.com.au to order yours today

